

SHOWCASE HOME | MODEL NAME

KOLTER HOMES®

Street Address: 13144 SW Shinnecock Drive

A/C Sq. Ft.: 2,289

Bedrooms: 3

Bathrooms: 3

Move-In Date: 1/2025



ELEVATION: A



HOMESITE: 4.092

Exterior Color Package:



©2022. Prices, homesites, amenities, home designs, square footage and other information subject to errors, changes, omissions, deletions, availability, prior sales and withdrawal at any time without notice. Square footage numbers are approximate and may vary depending on the standard measurement used. Photos and/or drawings of homes may show upgraded landscaping and may not represent the lowest priced homes in the community. All renderings and floorplans in these materials are an artist's conceptual drawings and will vary from the actual plans and homes as built. CGC1509406

KOLTERHOMES®



SHOWCASE HOME FLOORPLAN

THE MADELINE

3 Bedroom, 3 Bath, Study, Covered Lanai and 2-Car Garage

SHOWCASE HOME FEATURE HIGHLIGHTS

KITCHEN DETAILS

- Gourmet Kitchen Cabinet & Appliance Configuration
- Under kitchen Cabinet lighting
- Install 3 Light Outlets Equal Distance above Island
- Designer Wall Mount Hood
- Gourmet Layout (Level 5) Kitchen Craft Tamarind Maple
- Kitchen Sink Moen 1600 Series Single Bowl 32" x 20" Undermount
- Kitchen Backsplash Level 3 EMSER-RAKU WHITE GL 3x12 #5039
Ivory

DESIGNER FEATURES

- 16' Wide x 10' Tall Sliding Glass Door
- Frameless shower in owner's bath
- Primary Closet floor tile straight install Level 3 EMSER
- Furnished Laundry Room quartz Level 3 countertop w/ sink
- MAIN LIVING AREA – Laminate Wood Floor (Level 1) Flooring includes shoe molding 1-Castlefield Sand Pearl Oak



SHOWCASE HOME DESIGNER FEATURES | KITCHEN

CABINETS



**CABINET
HARDWARE**



635-128-MB

**COUNTERTOP
QUARTZ**



BACKSPLASH



**MAIN
FLOORING**



Sand Pearl Oak | 01

SINK



FAUCET



SHOWCASE HOME DESIGNER FEATURES | OWNERS BATH


CABINETS



**COUNTERTOP
QUARTZ**



FLOORING



WALL TILE



**CABINET
HARDWARE**




635-128-MB

PLUMBING



**SHOWER
FLOOR**



SHOWCASE HOME DESIGNER FEATURES | BATH #2

CABINETS



**CABINET
HARDWARE**



635-128-MB

**COUNTERTOP
QUARTZ**



PLUMBING



FLOORING



WALL TILE



SHOWCASE HOME DESIGNER FEATURES | BATH #3

CABINETS



**CABINET
HARDWARE**




635-128-MB

**COUNTERTOP
QUARTZ**



FLOORING



WALL TILE



PLUMBING

